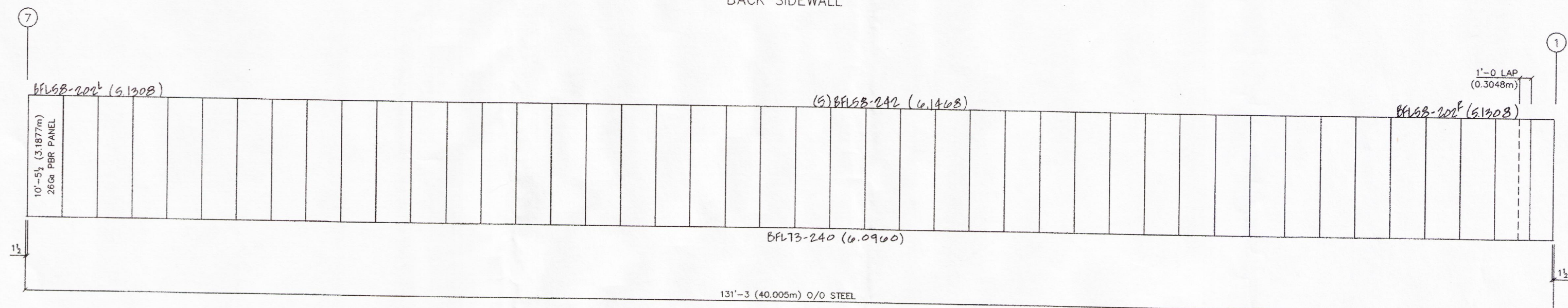
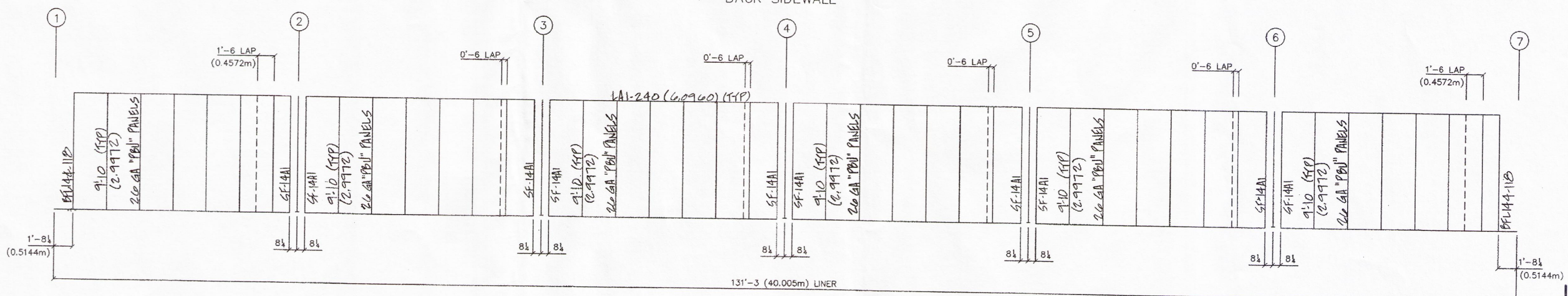


ELEVATION @ LINE "F"
BACK SIDEWALL



SHEETING @ LINE "F"
BACK SIDEWALL




LINER SHEETING @ LINE "F"
BACK SIDEWALL

INCHES TO CENTIMETER

1/8	= 0.635 cm
1/4	= 1.27 cm
3/8	= 1.5875 cm
1/2	= 1.905 cm
5/8	= 2.54 cm
1	= 3.175 cm
1 1/8	= 3.81 cm
1 1/4	= 4.445 cm
1 1/2	= 5.08 cm
1 3/4	= 5.715 cm
2	= 6.35 cm
2 1/8	= 6.985 cm
2 1/4	= 7.62 cm
2 1/2	= 8.255 cm
2 3/4	= 8.89 cm
3	= 9.525 cm
3 1/8	= 10.16 cm
3 1/4	= 10.795 cm
3 1/2	= 11.43 cm
3 3/4	= 12.065 cm
4	= 12.7 cm
4 1/8	= 13.335 cm
4 1/4	= 13.97 cm
4 1/2	= 14.605 cm
4 3/4	= 15.24 cm
5	= 15.875 cm
5 1/8	= 16.51 cm
5 1/4	= 17.145 cm
5 1/2	= 17.78 cm
5 3/4	= 18.415 cm
6	= 19.05 cm
6 1/8	= 19.685 cm
6 1/4	= 20.32 cm
6 1/2	= 20.95 cm
6 3/4	= 21.59 cm
7	= 22.225 cm
7 1/8	= 22.86 cm
7 1/4	= 23.495 cm
7 1/2	= 24.13 cm
7 3/4	= 24.765 cm
8	= 25.4 cm
8 1/8	= 26.035 cm
8 1/4	= 26.67 cm
8 1/2	= 27.305 cm
8 3/4	= 27.94 cm
9	= 28.575 cm
9 1/8	= 29.21 cm
9 1/4	= 29.845 cm
9 1/2	= 30.48 cm

NOTE:
REFER TO "INCHES TO CENTIMETER" CHART
FOR ALL DIMENSION 1'-0 (30.48cm) AND UNDER.
SEE SHEET E5 FOR LINER SECTIONS & DETAILS

JAN 06 2005



REVISION

EXPORT

SIDEWALL FRAMING BOLTS

MARK	QTY	DESCRIPTION	SIZE
A	20	GIRT LAP BOLTS	1/2" DIA. x 1" MB.
B	14	GIRT TO FRAME	1/2" DIA. x 1" MB.

QTY.	SIZE	JAMB ("+3")	HEADER ("+4")	SILL ("+4")	JAMB COVER	HEAD COVER
		() BFL22-	() BFL	() BFL84-	() BFL981-	() BFL981-

MIDENGI, GRÍMSNESI

Teikning yfirfarin og samþykkt, sbr. aðaltekn.
verk nr. 20-46 nr. B-01.01 og B-01.02

Verkfræðistofa Njarðvíkur ehf, 17. jan 2005
Magnús R. Guðmannsson MVFi
kt. 160443-2869

DRAWING STATUS

FOR APPROVAL:
THESE DRAWINGS, BEING FOR APPROVAL, ARE BY DEFINITION NOT FINAL, AND ARE FOR CONCEPTUAL REPRESENTATION ONLY. THEIR PURPOSE IS TO CONFIRM PROPER INTERPRETATION OF THE PROJECT DOCUMENTS ONLY. DRAWINGS ISSUED "FOR CONSTRUCTION" CAN BE CONSIDERED AS COMPLETE.

FOR PERMIT:
THESE DRAWINGS, BEING FOR PERMIT, ARE BY DEFINITION NOT FINAL IN THAT, AS A MINIMUM, PIECE MARKINGS ARE NOT IDENTIFIED. ONLY DRAWINGS ISSUED "FOR CONSTRUCTION" CAN BE CONSIDERED AS COMPLETE.

FOR CONSTRUCTION:
FINAL DRAWINGS.

REVISIONS

NO.	DATE	DESCRIPTION	BY	CK'D
A	10/21/04	FOR PERMIT	NKS	PHO
D	11-3-04	FOR CONSTRUCTION	JAK	PHO
I	12-21-04	PERMITS FOR PERMIT/CONSTRUCTION	JAK	JAH



metallic building company

7301 FAIRVIEW • HOUSTON, TEXAS • P.O. BOX 40338
ZIP 77041 (713) 466-7788 ZIP 77240

DESCRIPTION	ERECTION DRAWING
SIZE	SEE BUILDING DESCRIPTION SHEET C1
CUSTOMER	TEXAS STEEL BUILDINGS
LOCATION	ICELAND
DRN. BY	JAK
CK'D BY	PHO
DATE	
SCALE	NONE
JOB NO.	0105-220179
PH	
BLDG. DESC.	A
SHEET NO.	E3 OF 7
ISSUE	1