Grunnmynd grinda
Mkv. 1:50

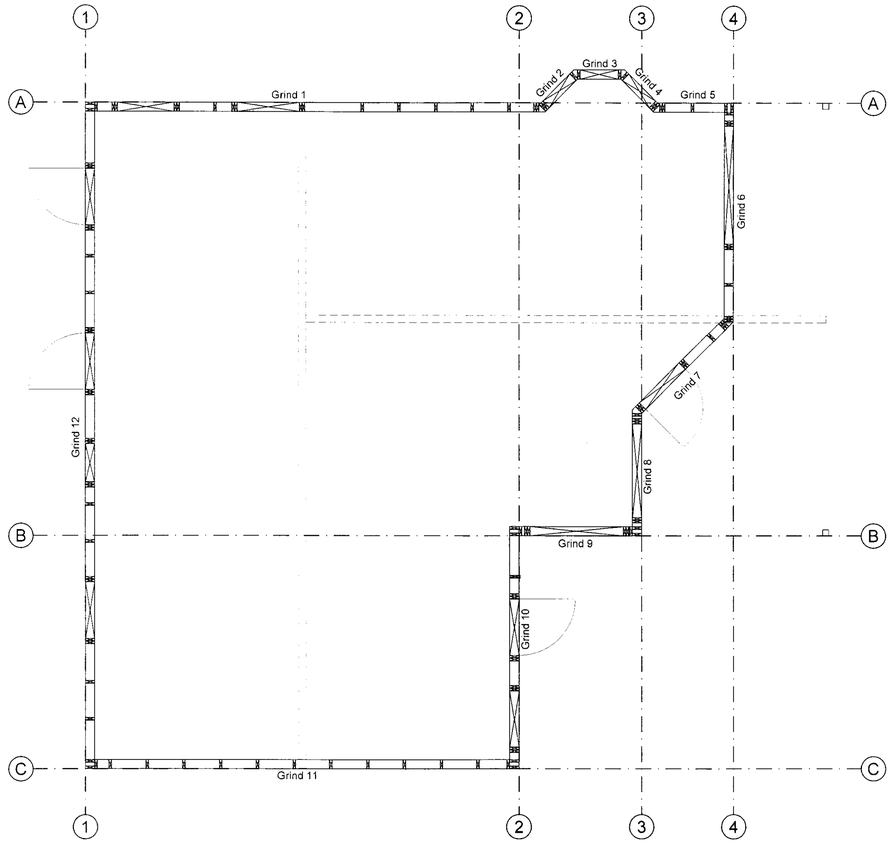

Ásýnd grinda - Grindur séðar utanfrá
Mkv. 1:50

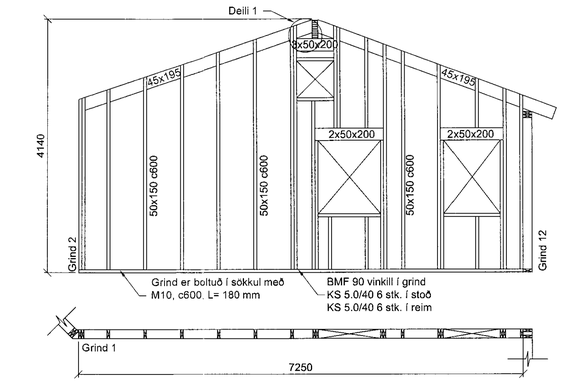

Ásýnd grinda - Grindur séðar utanfrá
Mkv. 1:50

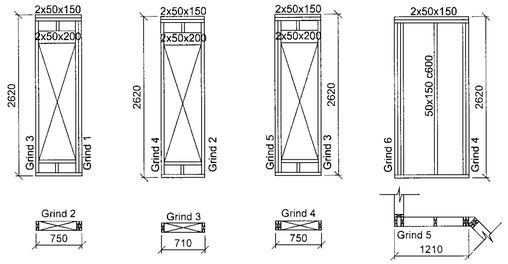

Ásýnd grinda - Grindur séðar utanfrá
Mkv. 1:50

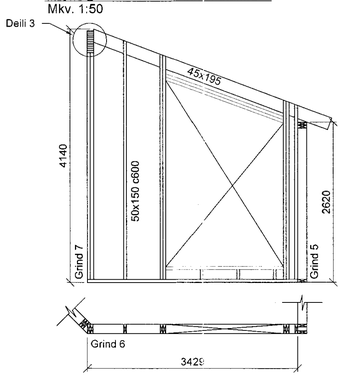

Ásýnd grinda - Grindur séðar utanfrá
Mkv. 1:50

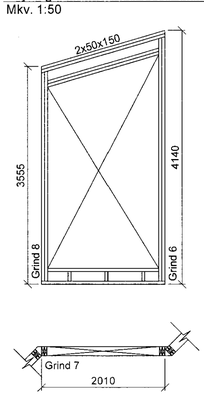

1 B-103 Deili 1:10

Ásýnd grinda - Grindur séðar utanfrá
Mkv. 1:50

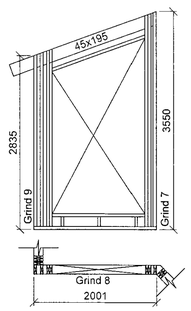

Ásýnd grinda - Grindur séðar utanfrá
Mkv. 1:50

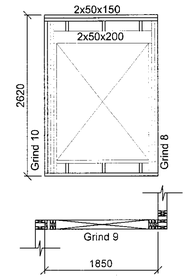

Ásýnd grinda - Grindur séðar utanfrá
Mkv. 1:50

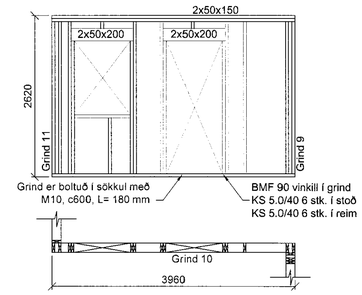

2 B-103 Deili 1:10

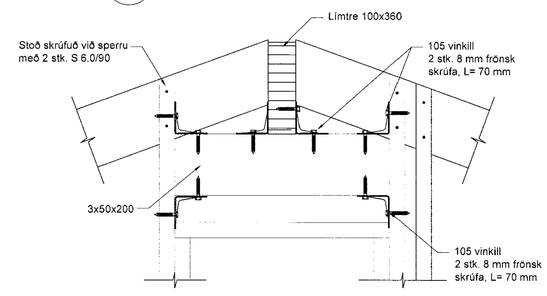

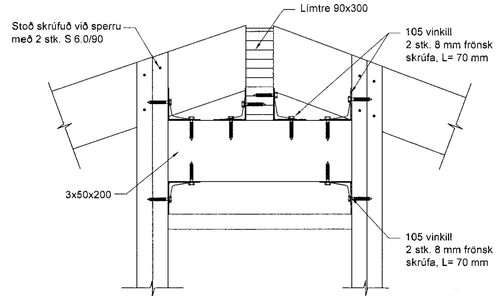

3 B-103 Deili 1:10

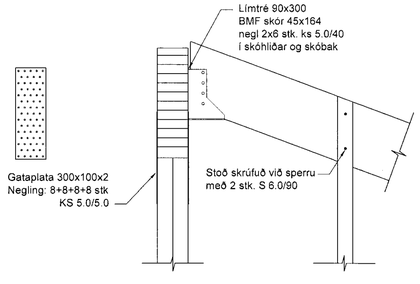

Ásýnd grinda - Grindur séðar utanfrá
Mkv. 1:50

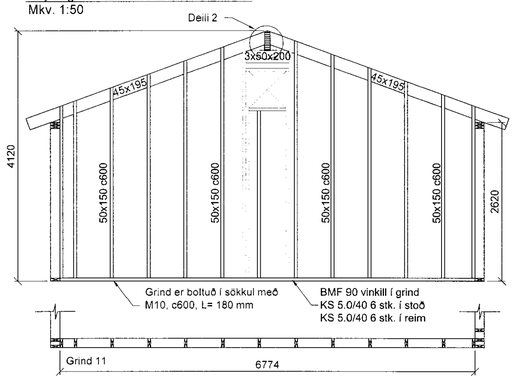

Ásýnd grinda - Grindur séðar utanfrá
Mkv. 1:50

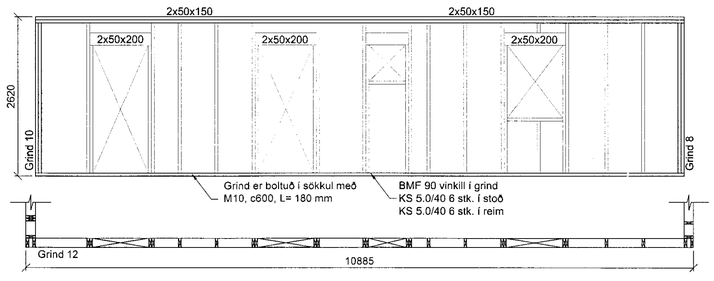

H B-101 Snið 1:10

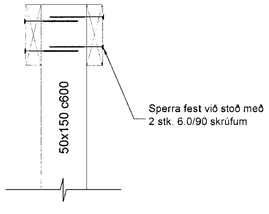

SKÝRINGAR:

ALMENNT:
Sjá almennar skýringar á teikn. nr B-100
Öll ónefnd mál eru í millimetrum (mm).
Hæðarkótar eru í metrum (m).
Málsetning og hæðarkóta innan sviga endurskoðist á byggingarstað.
Óheimilt er að taka mál upp af teikningum.
Öll steypa skal vera C-25/30, nema annars sé getið á teikningum.
GK = Hæðarkóti á endanlegu gólfi.
HK = Hæðarkóti á hrágólfi (steypu).
Göt og raufar koma fram á viðkomandi lagnateikningum.
Boltar skulu vera heitgalvanhúðaðir 8.8 boltar.
Boltar skulu límdir í steypu með boltalími.
Á milli boltahausa og timburs komi skinnur með þvermál 3d og þykkt 0,3d
(þar sem d er þvermál bolta).
Þar sem timbur kemur að steypu komi asfaltpappi á milli.
Málsettar lengdir á boltum eru heildarlengdir.
Timbur skal vera K18 (T1, C18) skv ÍST INSTA 142.
Þar sem sperrur/stoðir eru tvöfaldar skal festa þær saman
með 2 stk skrúfur 6.0/100 c500 nema annað sé tekið fram.

Allir burðarinnveggir skulu klæddir með 12 mm spóna- eða krossviðsplötum
beggja vegna við stoðir.

Nr.	Dags.	Breyting	Samþ.
-	-	-	-
-	-	-	-
-	-	-	-
-	-	-	-
-	-	-	-

Frumstærð blaðs: A:1	Minnkað í mkv.1:2 A:3	Mkv.: 1:50	Dags.: 01.03.2011	Verk.nr.: VS101049	Teikn.nr.: B-103
			Hannað: BJ	Teiknað: BJ	Yfirf: BG

VERKFRÆÐISTOFA SUÐURNESJA
Vikurbraut 13, 230 Reykjanesbæ
Sími: 4 200 100, Fax: 4 200 111
Veffang: http://www.vss.is
Netfang: vs@vss.is

Miðfellsvegur 4
Bláskógarbyggð

Grunnmynd grinda
Ásýnd grinda

Samþ. kt 090856-3249

Samræmingarhönnuður: